

# community buzz

NOVEMBER 2023

ARABIAN RANCHES II

EMAAR



# What's Inside



## Community Updates

Safer Community Roads  
Swanky Swimming Pool Additions  
Resident Exclusive



## In & Around



## Resident's Tips & Tricks

Rule Refresher  
ECM Recommends  
Are you Rain Ready?  
Fire Safe  
Resident Speaks



## Campaigns, Competitions & Challenges

Get Sustainable, Go Paper-less

# ***Safer Community Roads***

Road safety is of utmost importance for motorists as well as pedestrians. New bollards featuring red and white reflectors dot several crossing points across the master community. The road markers will help alert drivers of narrow lanes and manage vehicle flow. They are positioned to alert and section the pedestrian crossing away from the main road. There are 75 safety bollards installed across Arabian Ranches II.



# ***Swanky Swimming Pool Additions***

Unwinding after a long day at the swimming pool is life goals. Whether you want to take a dip, relax with a book, or just chat with your friends by the pool side; we have added 32 new lounge beds and umbrellas by the pool side to enhance your experience. Relax and rejuvenate!





## ***Resident Exclusive***

Great News kiddies! Sansation Lounge & Cafe is hosting a kids' fun feast where you can have fun flipping pancakes, explore the play area, strike a pose or two at the 360° photo booth and that's not it, you go home with an awesome goodie bag. Our young residents of the community can avail all this for free! Just tell them that you are a resident of Arabian Ranches II and enjoy the magic.

# Rule Refresher



## Bug Control

Falling temperatures mean mosquitoes, roaches, and spiders are on the hunt for a cozy corner in warm homes. They seek food and moisture.

Buckle up pest control plans. Ventilate your home, seal cracks/holes, declutter storage piles and keep wet zones dry. Some pests can trigger asthma and allergies.

Pest control in common areas and maintenance of bug zappers are being carried out as part of seasonal care.



## Think and Throw

Green waste, electronics, and hazardous materials do not belong with household trash.

Double bag your trash bag if it leaks or is too heavy.

Never leave trash on the floor of the garbage room and do not store items there. This can promote pest breeding especially with food waste.



## Catch That Leak

Keep your eyes peeled for discolored/stained walls, drips, or puddles in bathrooms and the kitchen.

Leaking water heaters can be disastrous. Watch out for signs of rust, mold, and mildew, that could snowball to ceiling damage or collapse.

Get a home health check of plumbing fixtures to avoid unexplained spikes in utility bills.

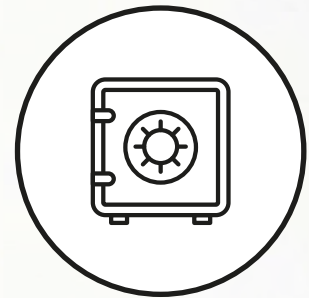


## Unattended Delivery

Schedule home deliveries when you are available and clear them within a day's time. Reach out to security if you are unable to.

Large-sized packages lying outside may get damaged and pose an obstruction during an emergency.

# ***ECM Recommends***



**Securing valuables in a safe designated space. Invest in a good fire-proof safe vault to store your important documents, jewelry, cash and other important items.**



**Getting a comprehensive home content insurance. Home content insurance covers a wide range of scenarios including fire and natural catastrophes and protects against all home valuables and personal possessions.**



**Against leaving unattended water and food sources open for birds and cats feeding in the community common areas as this promotes pest breeding.**



**Against leaving huge cardboard boxes, strollers, toys, bikes or any personal items in the parking bays or common areas like corridors/hallways and emergency exits.**

# ***Are You Rain Ready?***

**The cooler months will be upon us soon and residents in UAE are eager for some rain fun. But is your home rain ready? Preparing your homes for these inclement weather conditions will protect your home and valuables.**

- Look around your property and identify spots where water could build up if there is a sudden persistent or heavy rain fall. Gutters and down pipers cant hold a lot of water and if it is blocked with natural debris, the water wont drain away. Ensure they are clear and ready.
- Inspect windows and doors for any gaps or if sealants have worn off. Water can seep through the smallest gaps.
- Make sure any exposed electrical points are covered. If your area is prone to flooding, raise your electrical sockets or wall mount your electrical appliances.



## **Always Remember**

- Don't leave kids unattended outdoors during inclement weather conditions.
- Drive safe and slowly when the roads are wet. Over speeding may result in complete loss of control over the vehicle.
- Rain can deteriorate visibility. Keep the headlights on and fog lights off.



# Fire Safe

The major causes of fire in residential units are highlighted below. Please avoid these activities to keep your home and community safe.

**Careless smoking** - Smoking and throwing lit cigarette butts around your property and in common areas is a fire hazard.

**Barbecue** - There is no restriction on barbecuing in your community, however, we recommend you do so in the dedicated barbecue stations (where the facility is available).

**Fire Hazardous Items** - Identify and remove fire hazards in your home. There should be at least three feet distance between heating items and any flammable substances.

**Matches & Incense Sticks** - Unattended or careless use of matches, candles and incense sticks in your home can start a fire.

**Unattended Cooking** - Pay close attention when cooking and remember to turn off the cooker when you leave home.

**Faulty Smoke Detectors** - Allow the community maintenance team to check the condition of your smoke detectors regularly. Do not block or cover the detectors.

**Decorative Lights in Balconies & Backyards** - Decorative lights, particularly those that utilize flammable materials or have poor insulation, can increase the risk of accidental fires, especially when the weather outside is warm.





# Resident Speaks

**Charlotte Alexander and her husband are long time residents of Dubai and in Arabian Ranches for 8 years. When they first moved in to Dubai, Arabian Ranches was a dream and today they are living their dream in their beautiful home with their lovely three kids.**

**How long have you been living in Arabian Ranches?**

We have lived in the Ranches for 8 years.

**How would you describe your overall experience living in Arabian Ranches?**

My children have grown up here in a beautifully safe environment with everything we need on our doorstep.

**Describe your community in three words!**

Serene, welcoming, safe.

**If you get to be the community manager for Arabian Ranches for a day, what would you do?**

I would focus my attention on upgrading amenities, adding community gyms & padel courts. I think we need to improve the traffic that comes from Jess school. Install CCTV for added safety. Drinking fountains, toilets & bus shades for those wonderful people that keep our community beautiful & supporting our families.



# Get Sustainable, Go Paper-less

Going paperless is a journey that takes time. You can't have a paper-free home overnight, but you can implement these simple tips to kickstart your journey.

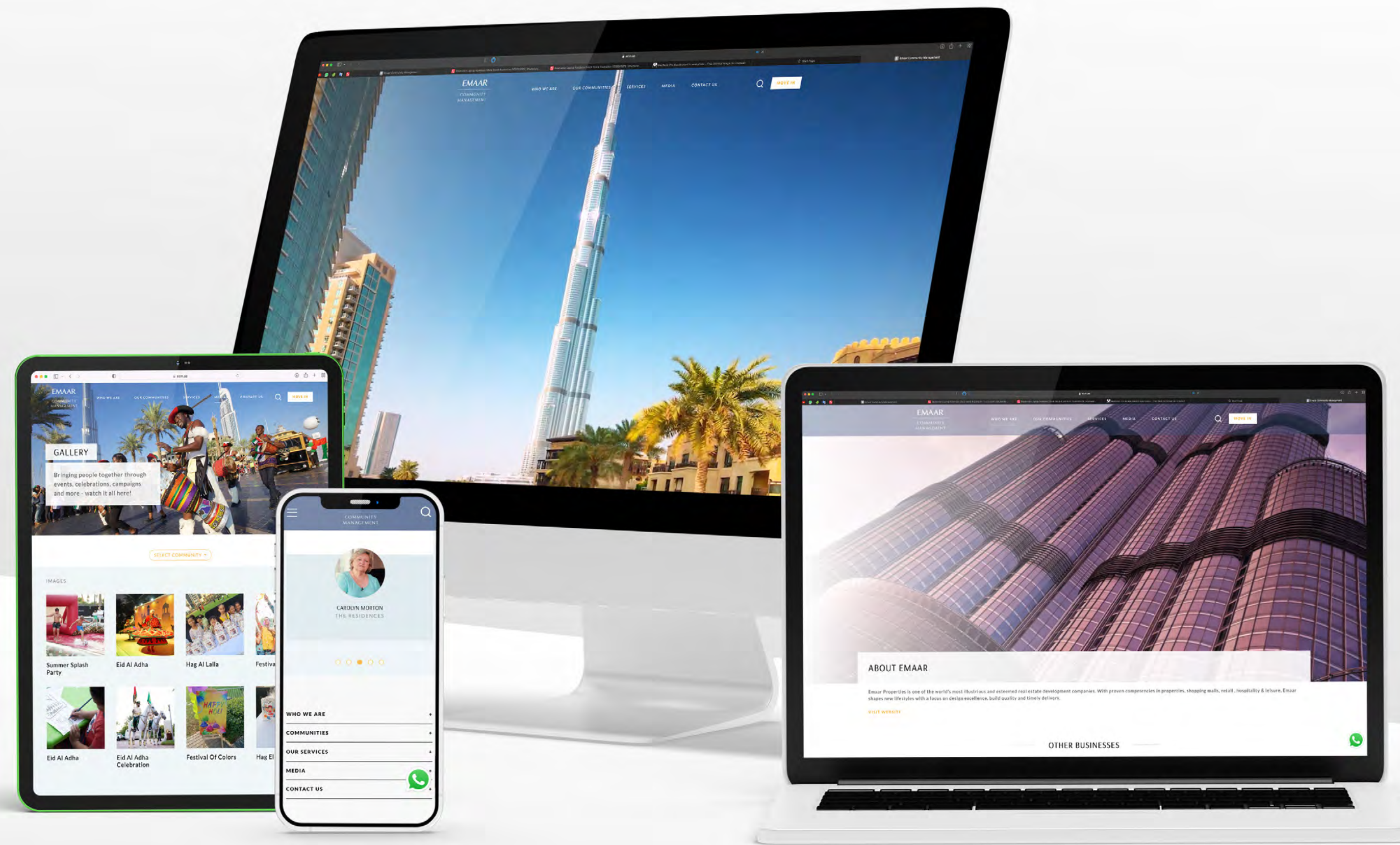
Reducing the use of paper will save money and resources, improve transparency and help the environment.

- Sign up for electronic bills. It's faster and better for the environment.
- Invest in cloud storage. There are a host of cloud storage options to choose from like Google Drive, Dropbox & Box.
- Set up automatic backups. Schedule regular backups so that you have all your files securely stored and accessible on the cloud.
- Use a to-do list app instead of sticky notes. Make the switch from paper notes to electronic to-do or project management apps. There are loads of free apps to choose from on the App Store and Play Store.
- Use online sign-up forms instead of paper forms. These are easier to track too!
- Switch to reading on a kindle. Read books, newspapers and magazines on a kindle or listen on Audible. It not only saves you space, but is easier to handle too.



# ***Unveiling A Stunning New Look!***

Check out the new avatar of our website, Log in today [www.ecm.ae](http://www.ecm.ae)



# ***In & Around***

## **Salons**

Juice Beauty salon  
(at The Ranches Souk)  
+971 4 330 0568  
N Style Beauty and lounge  
(at The Ranches Souk)  
800 678953  
Belle Femme Salon  
(at The Leisure Centre)  
+971 4 422 6579  
The Barber Shop  
(at The Ranches Souk)  
+971 4 558 7142

## **Beauty** (at The Ranches Souk)

The Body Shop  
+971 4 368 5566

## **Fitness**

Pinpoint Fitness  
(at The Ranches Souk)  
+971 50 358 2383  
Fitness First  
(at The Leisure Centre)  
+971 4 558 9820

## **Mosque** (near The Ranches Souk)

Al Shaqoor Masjid

## **Cafes** (at The Ranches Souk)

Caribou Coffee  
+971 4 443 5087  
Paul Café  
+971 4 294 4244  
Café Bateel  
+971 4 452 6994

## **Health** (at The Ranches Souk)

Al Jabber Optical  
+9714 432 4736  
Bin Sina Pharmacy  
+971 4 429 3156  
Life Pharmacy  
+971 52 374 2095  
Aster Medical Clinic  
+971 4 456 0485

## **Money Exchange** (at The Ranches Souk)

Orient Exchange  
+971 4 456 3654

## **ATMs**

HSBC (at The Ranches Souk)

## **Nurseries** (at The Leisure Centre)

Cheeky Monkeys  
+971 4 430 9987  
Burj Daycare Nursery  
+971 4 430 7129


## **Groceries** (at The Ranches Souk)

Carrefour  
+971 4 360 7783  
The British Butcher Shop  
+971 4 575 4938

## **Useful numbers**

<b>Fire</b>	<b>997</b>
<b>Ambulance</b>	<b>998</b>
<b>Police</b>	<b>999</b>
<b>Dubai Municipality</b>	<b>800 900</b>
<b>Taxi</b>	<b>800 9090</b>
<b>DEWA</b>	<b>991</b>

## Visit us at our community office

 ECM, Level I,  
Ranches Souq, Arabian Ranches II

Monday to Friday, 9 AM to 8 PM  
Saturday and Sunday, 9 AM to 5 PM  
+971 4 367 7861

800 EMAAR (36227)

Community Security  
+971 50 949 2514

[www.arabianranchestwo.ae](http://www.arabianranchestwo.ae)

ARABIAN RANCHES II

**EMAAR**

---

COMMUNITY  
MANAGEMENT